Department of Energy
List of Existing Power Plants as of 30 September 2026

CAPACITY MIX, MW
Installed and Dependable Capacity

FUEL TYPE	LUZON			
	Capacity (MW)		Percent Share (%)	
	Installed	Dependable	Installed	Dependable
Coal	**9,410**	**8,589**	**40.2**	**42.0**
Oil Based	**1,578**	**1,237**	**6.7**	**6.0**
Diesel	*912*	*697*	*3.9*	*3.4*
Oil Thermal	*0*	*0*	*0.0*	*0.0*
Gas Turbine	*667*	*540*	*2.8*	*2.6*
Natural Gas	**5,090**	**4,553**	**21.7**	**22.3**
Renewable Energy	**7,332**	**6,079**	**31.3**	**29.7**
Biomass	***160***	***132***	***0.7***	***0.6***
Biomass	*152*	*129*	*0.7*	*0.6*
Waste to Energy (WTE)	*7*	*3*	*0.0*	*0.0*
Geothermal	***939***	***725***	***4.0***	***3.5***
Solar	**3,309**	**2,595**	***14.1***	***12.7***
Behind-the-Meter (BTM)	*52*	*48*	*0.2*	*0.2*
Ground-Mounted	*3,256*	*2,547*	*13.9*	*12.4*
Hydro	**2,565**	**2,223**	***11.0***	***10.9***
Impounding Hydro	*1,586*	*1,300*	*6.8*	*6.4*
Pumped Hydro	*736*	*720*	*3.1*	*3.5*
Run-of-River (ROR)	*243*	*203*	*1.0*	*1.0*
Wind	**360**	**404**	***1.5***	***2.0***
Onshore Wind	*360*	*404*	*1.5*	*2.0*
Off-shore Wind (OSW)	*0*	*0*	*0.0*	*0.0*
TOTAL	**23,410**	**20,458**	**100.0**	**100.0**
Energy Storage System (ESS)	**596**	**473**		
Battery ESS	*596*	*473*		
Hybrid ESS	*0*	*0*		

TYPE OF CONNECTION	LUZON			
	Capacity (MW)		Percent Share (%)	
	Installed	Dependable	Installed	Dependable
Grid Connected	**22,511**	**19,855**	**96.2**	**97.1**
Embedded	**899**	**603**	**3.8**	**2.9**
TOTAL	**23,410**	**20,458**	**100.0**	**100.0**
Energy Storage System (ESS)	**596**	**473**		
Battery ESS	*596*	*473*		
Hybrid ESS	*0*	*0*		

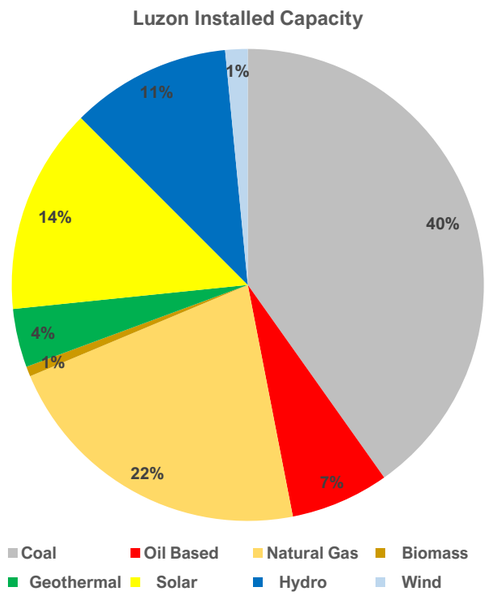

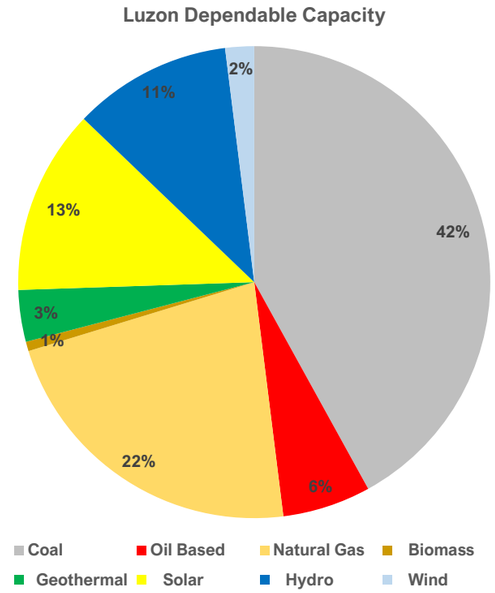

Department of Energy
List of Existing Power Plants as of 30 September 2026

CAPACITY MIX, MW
Installed and Dependable Capacity

FUEL TYPE	VISAYAS			
	Capacity (MW)		Percent Share (%)	
	Installed	Dependable	Installed	Dependable
Coal	**1,346**	**1,267**	**32.5**	**35.3**
Oil Based	**528**	**447**	**12.8**	**12.4**
Diesel	*528*	*447*	*12.8*	*12.4*
Oil Thermal	*0*	*0*	*0.0*	*0.0*
Gas Turbine	*0*	*0*	*0.0*	*0.0*
Natural Gas	**0**	**0**	**0.0**	**0.0**
Renewable Energy	**2,264**	**1,877**	**54.7**	**52.3**
Biomass	***312***	***187***	***7.5***	***5.2***
Biomass	*312*	*187*	*7.5*	*5.2*
Waste to Energy (WTE)	*0*	*0*	*0.0*	*0.0*
Geothermal	***943***	***855***	***22.8***	***23.8***
Solar	**836**	**687**	***20.2***	***19.1***
Behind-the-Meter (BTM)	*0*	*0*	*0.0*	*0.0*
Ground-Mounted	*836*	*687*	*20.2*	*19.1*
Hydro	**70**	**60**	***1.7***	***1.7***
Impounding Hydro	*0*	*0*	*0.0*	*0.0*
Pumped Hydro	*0*	*0*	*0.0*	*0.0*
Run-of-River (ROR)	*70*	*60*	*1.7*	*1.7*
Wind	**104**	**89**	**2.5**	**2.5**
Onshore Wind	*104*	*89*	*2.5*	*2.5*
Off-shore Wind (OSW)	*0*	*0*	*0.0*	*0.0*
TOTAL	**4,138**	**3,591**	**100.0**	**100.0**
Energy Storage System (ESS)	**173**	**159**		
Battery ESS	*173*	*159*		
Hybrid ESS	*0*	*0*		

TYPE OF CONNECTION	VISAYAS			
	Capacity (MW)		Percent Share (%)	
	Installed	Dependable	Installed	Dependable
Grid Connected	**4,018**	**3,484**	**97.1**	**97.0**
Embedded	**121**	**108**	**2.9**	**3.0**
TOTAL	**4,138**	**3,591**	**100.0**	**100.0**
Energy Storage System (ESS)	**173**	**159**		
Battery ESS	*173*	*159*		
Hybrid ESS	*0*	*0*		

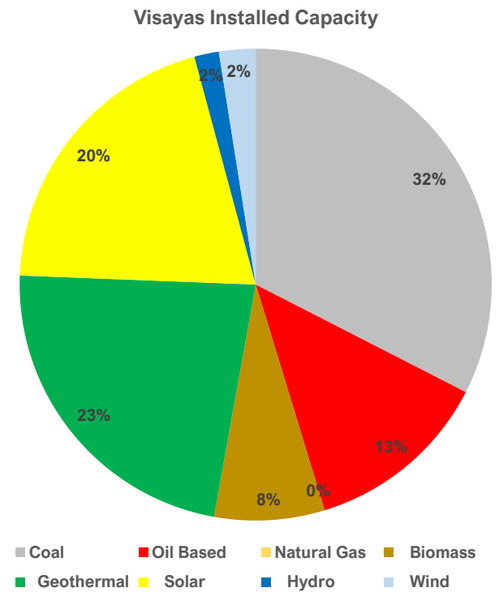

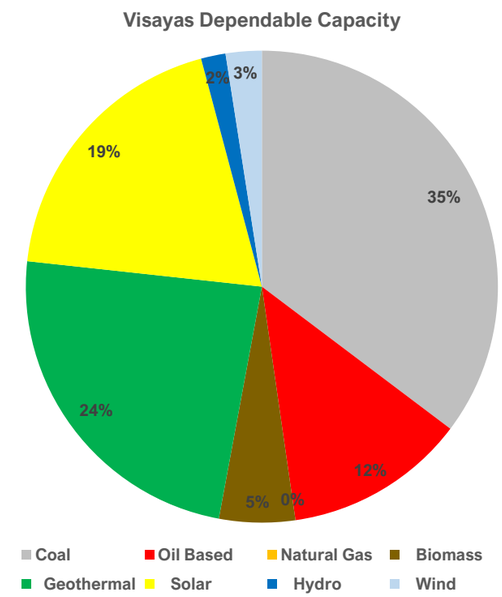

Department of Energy
List of Existing Power Plants as of 30 September 2026

CAPACITY MIX, MW
Installed and Dependable Capacity

FUEL TYPE	MINDANAO			
	Capacity (MW)		Percent Share (%)	
	Installed	Dependable	Installed	Dependable
Coal	**2,268**	**2,041**	**49.5**	**50.7**
Oil Based	**784**	**663**	**17.1**	**16.5**
Diesel	*784*	*663*	**17.1**	**16.5**
Oil Thermal	*0*	*0*	*0.0*	*0.0*
Gas Turbine	*0*	*0*	*0.0*	*0.0*
Natural Gas	**0**	**0**	**0.0**	**0.0**
Renewable Energy	**1,528**	**1,318**	**33.4**	**32.8**
Biomass	***70***	***49***	**1.5**	**1.2**
Biomass	*70*	*49*	*1.5*	*1.2*
Waste to Energy (WTE)	*0*	*0*	*0.0*	*0.0*
Geothermal	***112***	***106***	**2.4**	**2.6**
Solar	**105**	**85**	**2.3**	**2.1**
Behind-the-Meter (BTM)	*0*	*0*	*0.0*	*0.0*
Ground-Mounted	*105*	*85*	*2.3*	*2.1*
Hydro	**1,241**	**1,077**	**27.1**	**26.8**
Impounding Hydro	*747*	*619*	*16.3*	*15.4*
Pumped Hydro	*0*	*0*	*0.0*	*0.0*
Run-of-River (ROR)	*494*	*458*	*10.8*	*11.4*
Wind	**0**	**0**	**0.0**	**0.0**
Onshore Wind	*0*	*0*	*0.0*	*0.0*
Off-shore Wind (OSW)	*0*	*0*	*0.0*	*0.0*
TOTAL	**4,580**	**4,022**	**100.0**	**100.0**
Energy Storage System (ESS)	**166**	**149**		
Battery ESS	*117*	*100*		
Hybrid ESS	*49*	*49*		

TYPE OF CONNECTION	MINDANAO			
	Capacity (MW)		Percent Share (%)	
	Installed	Dependable	Installed	Dependable
Grid Connected	**3,763**	**3,291**	**82.1**	**81.8**
Embedded	**818**	**731**	**17.9**	**18.2**
TOTAL	**4,580**	**4,022**	**100.0**	**100.0**
Energy Storage System (ESS)	**166**	**149**		
Battery ESS	*117*	*100*		
Hybrid ESS	*49*	*49*		

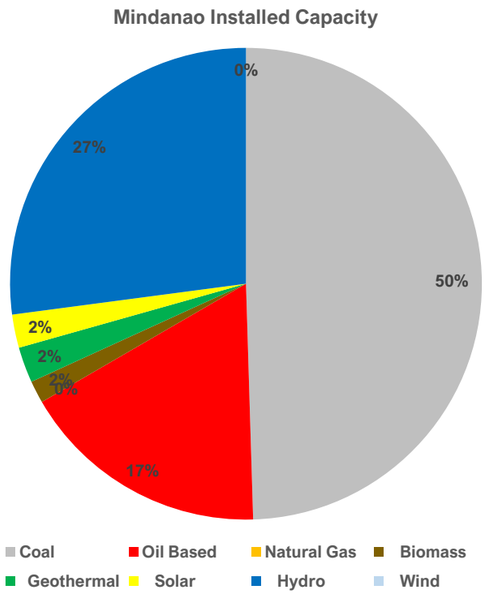

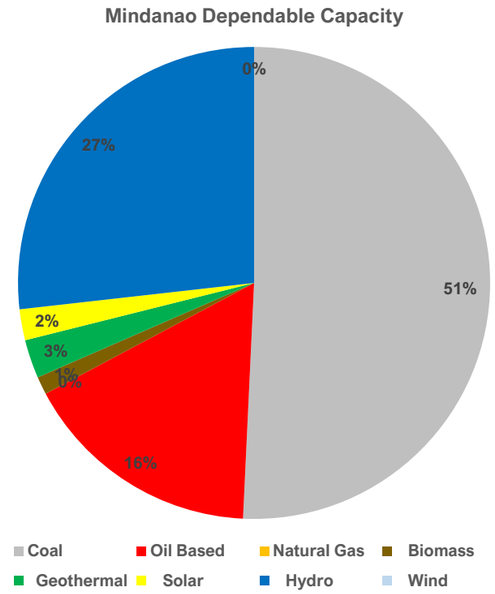

Department of Energy
List of Existing Power Plants as of 30 September 2026

CAPACITY MIX, MW
Installed and Dependable Capacity

FUEL TYPE	PHILIPPINES			
	Capacity (MW)		Percent Share (%)	
	Installed	Dependable	Installed	Dependable
Coal	**13,024**	**11,897**	**40.5**	**42.4**
Oil Based	**2,890**	**2,346**	**9.0**	**8.4**
Diesel	*2,224*	*1,806*	*6.9*	*6.4*
Oil Thermal	*0*	*0*	*0.0*	*0.0*
Gas Turbine	*667*	*540*	*2.1*	*1.9*
Natural Gas	**5,090**	**4,553**	**15.8**	**16.2**
Renewable Energy	**11,124**	**9,275**	**34.6**	**33.0**
Biomass	***542***	***368***	***1.7***	***1.3***
Biomass	*535*	*365*	*1.7*	*1.3*
Waste to Energy (WTE)	*7*	*3*	*0.0*	*0.0*
Geothermal	***1,994***	***1,686***	***6.2***	***6.0***
Solar	***4,249***	***3,367***	***13.2***	***12.0***
Behind-the-Meter (BTM)	*52*	*48*	*0.2*	*0.2*
Ground-Mounted	*4,197*	*3,319*	*13.1*	*11.8*
Hydro	***3,876***	***3,360***	***12.1***	***12.0***
Impounding Hydro	*2,333*	*1,919*	*7.3*	*6.8*
Pumped Hydro	*736*	*720*	*2.3*	*2.6*
Run-of-River (ROR)	*807*	*722*	*2.5*	*2.6*
Wind	***463***	***493***	***1.4***	***1.8***
Onshore Wind	*463*	*493*	*1.4*	*1.8*
Off-shore Wind (OSW)	*0*	*0*	*0.0*	*0.0*
TOTAL	**32,129**	**28,071**	**100.0**	**100.0**
Energy Storage System (ESS)	**935**	**782**		
Battery ESS	*886*	*733*		
Hybrid (Diesel-Battery System)	*49*	*49*		

TYPE OF CONNECTION	PHILIPPINES			
	Capacity (MW)		Percent Share (%)	
	Installed	Dependable	Installed	Dependable
Grid Connected	**30,291**	**26,629**	**94.3**	**94.9**
Embedded	**1,838**	**1,442**	**5.7**	**5.1**
TOTAL	**32,129**	**28,071**	**100.0**	**100.0**
Energy Storage System (ESS)	**935**	**782**		
Battery ESS	*886*	*733*		
Hybrid ESS	*49*	*49*		

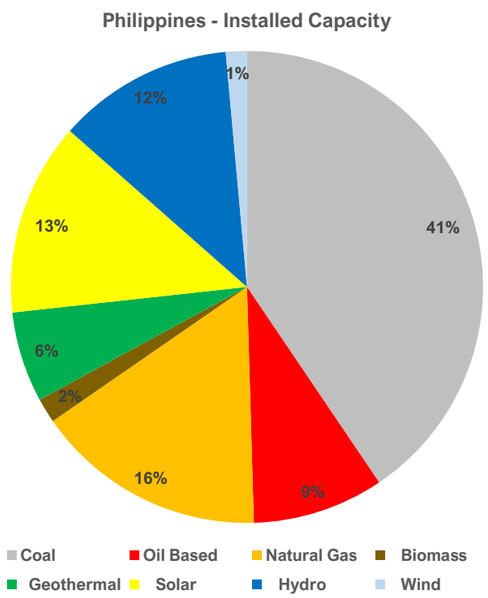

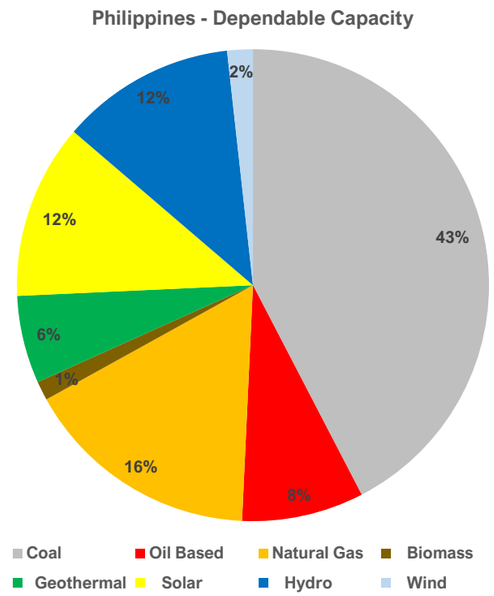

Department of Energy
List of Existing Power Plants as of 30 September 2026

CAPACITY MIX, MW
Installed and Dependable Capacity

Note:

Excluding off-grid generators

Released as of 30 September 2026

Installed Capacity - nameplate capacity; full-load continuous gross capacity of a unit under specified conditions, as calculated from the electric generator nameplate based on the rated power factor.

Dependable Capacity - maximum capacity when modified for ambient limitations for a specified period of time, such as a month or a season.

Installed and Dependable Capacity values may be updated as necessary.

For Solar Power Plants: Installed Capacity are MWP or MWDC values while Dependable Capacity are MWAC values

GRID	Capacity (MW)		Percent Share (%)		Number of Power Plants
	Installed	Dependable	Installed	Dependable	
LUZON	23,410	20,458	72.9	72.9	176
VISAYAS	4,138	3,591	12.9	12.8	68
MINDANAO	4,580	4,022	14.3	14.3	77
TOTAL	**32,129**	**28,071**	**100.0**	**100.0**	**321**